

 uCertify

# Course Outline

---

**Adobe Illustrator Creative  
Cloud**



20 Jul 2019



Lesson



Practice test

## Contents

1. Course Objective
2. Pre-Assessment
3. Exercises, Quizzes, Flashcards & Glossary  
Number of Questions
4. Expert Instructor-Led Training
5. ADA Compliant & JAWS Compatible Platform
6. State of the Art Educator Tools
7. Award Winning Learning Platform (LMS)
8. Chapter & Lessons  
Syllabus  
Chapter 1: Introducing Illustrator CC  
Chapter 2: Creating Documents Containing Basic Shapes  
Chapter 3: Creating Documents Containing Customized Paths  
Chapter 4: Creating Graphics Containing Customized Text  
Chapter 5: Customizing Objects  
Chapter 6: Customizing Basic Shapes  
Chapter 7: Preparing Documents for Deployment  
Chapter 8: Drawing Complex Illustrations  
Chapter 9: Enhancing Artwork Using Painting Tools  
Chapter 10: Customizing Colors and Swatches  
Chapter 11: Formatting Type  
Chapter 12: Enhancing the Appearance of Artwork  
Chapter 13: Preparing Content for Deployment  
Chapter 14: Setting Project Requirements

Chapter 15: Appendix A

Chapter 16: Appendix B

Chapter 17: Appendix C

Chapter 18: Appendix D: Default keyboard shortcuts

Videos and How To

9. Practice Test

Here's what you get

Features

10. Post-Assessment

## 1. Course Objective

Gain hands-on expertise in Adobe Illustrator CC exam with Adobe Illustrator Creative Cloud course. The course focuses on the objectives of the Illustrator CC exam and provides skills in creating and editing vector graphics including graphics for print, Web, and mobile platforms. The course also helps to create "drawn" graphics while enabling its users to integrate content from other domains. The course not only unlocks the creative impulses in you but also provides multiple ideas during the creative process.

## 2. Pre-Assessment

Pre-Assessment lets you identify the areas for improvement before you start your prep. It determines what students know about a topic before it is taught and identifies areas for improvement with question assessment before beginning the course.

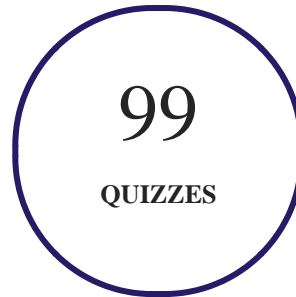
## 3. Exercises

There is no limit to the number of times learners can attempt these. Exercises come with detailed remediation, which ensures that learners are confident on the topic before proceeding.

42  
EXERCISES


## 4. Quizzes

Quizzes test your knowledge on the topics of the exam when you go through the course material. There is no limit to the number of times you can attempt it.



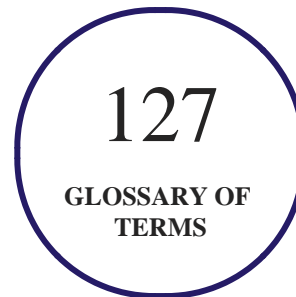
## 5. Flashcards

Flashcards are effective memory-aiding tools that help you learn complex topics easily. The flashcard will help you in memorizing definitions, terminologies, key concepts, and more. There is no limit to the number of times learners can attempt these. Flashcards help master the key concepts.



## 6. Glossary of terms

uCertify provides detailed explanations of concepts relevant to the course through Glossary. It contains a list of frequently used terminologies along with its detailed explanation. Glossary defines the key terms.



## 7. Expert Instructor-Led Training

uCertify uses the content from the finest publishers and only the IT industry's finest instructors. They have a minimum of 15 years real-world experience and are subject matter experts in their fields. Unlike a live class, you can study at your own pace. This creates a personal learning experience and gives you all the benefit of hands-on training with the flexibility of doing it around your schedule 24/7.

## 8. ADA Compliant & JAWS Compatible Platform

uCertify course and labs are ADA (Americans with Disability Act) compliant. It is now more accessible to students with features such as:

- Change the font, size, and color of the content of the course
- Text-to-speech, reads the text into spoken words
- Interactive videos, how-tos videos come with transcripts and voice-over
- Interactive transcripts, each word is clickable. Students can clip a specific part of the video by clicking on a word or a portion of the text.

JAWS (Job Access with Speech) is a computer screen reader program for Microsoft Windows that reads the screen either with a text-to-speech output or by a Refreshable Braille display. Student can easily navigate uCertify course using JAWS shortcut keys.

## 9. State of the Art Educator Tools

uCertify knows the importance of instructors and provide tools to help them do their job effectively. Instructors are able to clone and customize course. Do ability grouping. Create sections. Design grade scale and grade formula. Create and schedule assignments. Educators can also move a student from self-paced to mentor-guided to instructor-led mode in three clicks.

## 10. Award Winning Learning Platform (LMS)

uCertify has developed an award winning, highly interactive yet simple to use platform. The SIIA CODiE Awards is the only peer-reviewed program to showcase business and education technology's finest products and services. Since 1986, thousands of products, services and solutions have been recognized for achieving excellence. uCertify has won CODiE awards consecutively for last 5 years:

- **2014**
  1. Best Postsecondary Learning Solution
  
- **2015**
  1. Best Education Solution
  2. Best Virtual Learning Solution
  3. Best Student Assessment Solution
  4. Best Postsecondary Learning Solution
  5. Best Career and Workforce Readiness Solution
  6. Best Instructional Solution in Other Curriculum Areas
  7. Best Corporate Learning/Workforce Development Solution
  
- **2016**
  1. Best Virtual Learning Solution
  2. Best Education Cloud-based Solution

3. Best College and Career Readiness Solution
4. Best Corporate / Workforce Learning Solution
5. Best Postsecondary Learning Content Solution
6. Best Postsecondary LMS or Learning Platform
7. Best Learning Relationship Management Solution

- **2017**

1. Best Overall Education Solution
2. Best Student Assessment Solution
3. Best Corporate/Workforce Learning Solution
4. Best Higher Education LMS or Learning Platform

- **2018**

1. Best Higher Education LMS or Learning Platform
2. Best Instructional Solution in Other Curriculum Areas
3. Best Learning Relationship Management Solution

## 11. Chapter & Lessons

uCertify brings these textbooks to life. It is full of interactive activities that keeps the learner engaged. uCertify brings all available learning resources for a topic in one place so that the learner can efficiently learn without going to multiple places. Challenge questions are also embedded in the chapters so learners can attempt those while they are learning about that particular topic. This helps them grasp the concepts better because they can go over it again right away which improves learning.

Learners can do Flashcards, Exercises, Quizzes and Labs related to each chapter. At the end of every lesson, uCertify courses guide the learners on the path they should follow.

### Syllabus

Chapter 1: Introducing Illustrator CC



- TOPIC A: Apply Design Principles, Elements, and Graphics Composition
- TOPIC B: Evaluate Graphics Scalability
- TOPIC C: Navigate the User Interface
- TOPIC D: Customize the User Interface
- Summary

## Chapter 2: Creating Documents Containing Basic Shapes

- TOPIC A: Create Documents
- TOPIC B: Save Documents
- TOPIC C: Draw Basic Shapes
- Summary

## Chapter 3: Creating Documents Containing Customized Paths

- TOPIC A: Draw Paths
- TOPIC B: Modify Paths
- Summary

## Chapter 4: Creating Graphics Containing Customized Text

- TOPIC A: Insert Text
- TOPIC B: Apply Flow Text Along a Path
- TOPIC C: Insert Bounded and Threaded Text
- TOPIC D: Apply Text Styles
- TOPIC E: Insert Typographical Characters
- Summary

## Chapter 5: Customizing Objects

- TOPIC A: Import, Place, and Link Graphics
- TOPIC B: Alter the Appearance of Objects
- Summary

## Chapter 6: Customizing Basic Shapes

- TOPIC A: Apply Strokes and Brushes
- TOPIC B: Fill Shapes
- TOPIC C: Apply Graphics Styles
- TOPIC D: Distort Text with Text Envelopes

- Summary

## Chapter 7: Preparing Documents for Deployment

- TOPIC A: Update Text
- TOPIC B: Wrap Text
- TOPIC C: Hyphenate Text
- TOPIC D: Optimize Content for Print
- TOPIC E: Optimize Content for the Web
- TOPIC F: Optimize Content for PDF Documents
- Summary

## Chapter 8: Drawing Complex Illustrations

- TOPIC A: Apply the Grid, Guides, and Info Panel
- TOPIC B: Combine Objects to Create Complex Illustrations
- TOPIC C: Organize Artwork with Layers
- TOPIC D: Create a Perspective Drawing
- TOPIC E: Trace Artwork
- Summary

## Chapter 9: Enhancing Artwork Using Painting Tools

- TOPIC A: Paint Objects Using Fills and Strokes
- TOPIC B: Paint Objects Using Live Paint Groups
- TOPIC C: Paint with Custom Brushes
- TOPIC D: Add Transparency and Blending Modes
- TOPIC E: Apply Meshes to Objects
- TOPIC F: Apply Patterns
- Summary

## Chapter 10: Customizing Colors and Swatches

- TOPIC A: Manage Colors
- TOPIC B: Customize Swatches
- TOPIC C: Manage Color Groups
- TOPIC D: Adjust Color
- Summary

## Chapter 11: Formatting Type

- TOPIC A: Set Character Formats
- TOPIC B: Apply Advanced Formatting Options to Type
- Summary

## Chapter 12: Enhancing the Appearance of Artwork

- TOPIC A: Apply Effects to an Object
- TOPIC B: Create Graphic Styles
- TOPIC C: Apply a Mask to an Object
- TOPIC D: Apply Symbols and Symbol Sets
- Summary

## Chapter 13: Preparing Content for Deployment

- TOPIC A: Prepare Artwork for Printing
- TOPIC B: Prepare Transparency and Colors for Printing
- TOPIC C: Create Slices and Image Maps
- TOPIC D: Save Graphics for the Web
- TOPIC E: Prepare Documents for Video
- TOPIC F: Prepare Files for Other Applications
- Summary

## Chapter 14: Setting Project Requirements

- TOPIC A: Identify the Purpose, Audience, and Audience Needs
- TOPIC B: Determine and Evaluate Standard Copyright Rules for Artwork, Graphics, and Graphics Use
- TOPIC C: Determine and Evaluate Project Management Tasks and Responsibilities
- Summary

## Chapter 15: Appendix A

- Graphic Design & Illustration Using Adobe Illustrator CC Certification Exam Objectives

## Chapter 16: Appendix B

- Adobe Certified Expert Illustrator CC Exam Mappings

## Chapter 17: Appendix C

- Adobe Illustrator CC: New Features

## Chapter 18: Appendix D: Default keyboard shortcuts

- Keys for selecting tools
- Keys for viewing artwork
- Keys for drawing
- Keys for drawing in perspective
- Keys for selecting
- Keys for moving selections
- Keys for editing shapes
- Keys for painting objects
- Keys for working with Live Paint groups
- Keys for transforming objects
- Keys for creating variable width points

- Keys for working with type
- Keys for using panels
- Keys for the Actions panel
- Keys for the Brushes panel
- Keys for the Character and Paragraph panels
- Keys for the Color panel
- Keys for the Gradient panel
- Keys for the Layers panel
- Keys for the Swatches panel
- Keys for the Transform panel
- Keys for the Transparency panel
- Function keys

## Videos and How To



uCertify course includes videos to help understand concepts. It also includes How Tos that help learners in accomplishing certain tasks.

92

VIDEOS

02:51

HOURS

## 12. Practice Test

uCertify provides full length practice tests. These tests closely follow the exam objectives and are designed to simulate real exam conditions. Each course has a number of test sets consisting of hundreds of items to ensure that learners are prepared for the certification exam.

### Here's what you get

25

PRE-ASSESSMENTS  
QUESTIONS

2

FULL LENGTH TESTS

60

POST-ASSESSMENTS  
QUESTIONS

## Features

### Full Remediation

Each question comes with detailed remediation explaining not only why an answer option is correct

but also why it is incorrect.

### Unlimited Practice

Each test can be taken unlimited number of times until the learner feels they are prepared. Learner can review the test and read detailed remediation. Detailed test history is also available.

### Learn, Test and Review Mode

Each test set comes with learn, test and review modes. In learn mode, learners will attempt a question and will get immediate feedback and complete remediation as they move on to the next question. In test mode, learners can take a timed test simulating the actual exam conditions. In review mode, learners can read through one item at a time without attempting it.

## 13. Post-Assessment

After completion of the uCertify course Post-Assessments are given to students and often used in conjunction with a Pre-Assessment to measure their achievement and the effectiveness of the exam.

Have Any Query? We Are Happy To Help!

### GET IN TOUCH:

■ Call: +1-415-763-6300

■ Email: [sales@ucertify.com](mailto:sales@ucertify.com)

■ [www.ucertify.com](http://www.ucertify.com)