

# uCertify

## Course Outline

### SQL for Data Scientists



06 Aug 2024

1. Course Objective
2. Pre-Assessment
3. Exercises, Quizzes, Flashcards & Glossary  
Number of Questions
4. Expert Instructor-Led Training
5. ADA Compliant & JAWS Compatible Platform
6. State of the Art Educator Tools
7. Award Winning Learning Platform (LMS)
8. Chapter & Lessons  
Syllabus  
Chapter 1: Introduction  
Chapter 2: Data Sources  
Chapter 3: The SELECT Statement  
Chapter 4: The WHERE Clause  
Chapter 5: CASE Statements  
Chapter 6: SQL JOINS  
Chapter 7: Aggregating Results for Analysis  
Chapter 8: Window Functions and Subqueries  
Chapter 9: Date and Time Functions  
Chapter 10: Exploratory Data Analysis with SQL  
Chapter 11: Building SQL Datasets for Analytical Reporting  
Chapter 12: More Advanced Query Structures  
Chapter 13: Creating Machine Learning Datasets Using SQL  
Chapter 14: Analytical Dataset Development Examples  
Chapter 15: Storing and Modifying Data  
Videos and How To
9. Practice Test  
Here's what you get

## Features

### 10. Live labs

#### Lab Tasks

Here's what you get

### 11. Post-Assessment

## 1. Course Objective

Get a hands-on experience in SQL with uCertify's course SQL for Data Scientists, which is designed to be a learning resource for anyone who wants to become (or who already is) a data analyst or data scientist. It teaches the ability to pull data from databases to build their own datasets without having to rely on others in the organization to query the source system and transform it into flat files (or spreadsheets) for them.

## 2. Pre-Assessment

Pre-Assessment lets you identify the areas for improvement before you start your prep. It determines what students know about a topic before it is taught and identifies areas for improvement with question assessment before beginning the course.

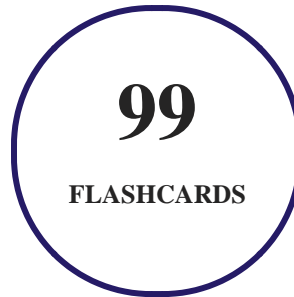
## 3. Exercises

There is no limit to the number of times learners can attempt these. Exercises come with detailed remediation, which ensures that learners are confident on the topic before proceeding.

**155**  
EXERCISES

## 4. flashcards

Flashcards are effective memory-aiding tools that help you learn complex topics easily. The flashcard will help you in memorizing definitions, terminologies, key concepts, and more. There is no limit to the number of times learners can attempt these. Flashcards help master the key concepts.



## 5. Glossary of terms

uCertify provides detailed explanations of concepts relevant to the course through Glossary. It contains a list of frequently used terminologies along with its detailed explanation. Glossary defines the key terms.



## 6. Expert Instructor-Led Training

uCertify uses the content from the finest publishers and only the IT industry's finest instructors. They have a minimum of 15 years real-world experience and are subject matter experts in their fields. Unlike a live class, you can study at your own pace. This creates a personal learning experience and gives you all the benefit of hands-on training with the flexibility of doing it around your schedule 24/7.

## 7. ADA Compliant & JAWS Compatible Platform

uCertify course and labs are ADA (Americans with Disability Act) compliant. It is now more accessible to students with features such as:

- Change the font, size, and color of the content of the course
- Text-to-speech, reads the text into spoken words
- Interactive videos, how-tos videos come with transcripts and voice-over
- Interactive transcripts, each word is clickable. Students can clip a specific part of the video by clicking on a word or a portion of the text.

JAWS (Job Access with Speech) is a computer screen reader program for Microsoft Windows that reads the screen either with a text-to-speech output or by a Refreshable Braille display. Student can easily navigate uCertify course using JAWS shortcut keys.

## 8. State of the Art Educator Tools

uCertify knows the importance of instructors and provide tools to help them do their job effectively. Instructors are able to clone and customize course. Do ability grouping. Create sections. Design grade scale and grade formula. Create and schedule assessments. Educators can also move a student from self-paced to mentor-guided to instructor-led mode in three clicks.

## 9. Award Winning Learning Platform (LMS)

uCertify has developed an award winning, highly interactive yet simple to use platform. The SIIA CODiE Awards is the only peer-reviewed program to showcase business and education technology's finest products and services. Since 1986, thousands of products, services and solutions have been recognized for achieving excellence. uCertify has won CODiE awards consecutively for last 7 years:

- **2014**
  1. Best Postsecondary Learning Solution
- **2015**
  1. Best Education Solution

2. Best Virtual Learning Solution
3. Best Student Assessment Solution
4. Best Postsecondary Learning Solution
5. Best Career and Workforce Readiness Solution
6. Best Instructional Solution in Other Curriculum Areas
7. Best Corporate Learning/Workforce Development Solution

- **2016**

1. Best Virtual Learning Solution
2. Best Education Cloud-based Solution
3. Best College and Career Readiness Solution
4. Best Corporate / Workforce Learning Solution
5. Best Postsecondary Learning Content Solution
6. Best Postsecondary LMS or Learning Platform
7. Best Learning Relationship Management Solution

- **2017**

1. Best Overall Education Solution
2. Best Student Assessment Solution
3. Best Corporate/Workforce Learning Solution
4. Best Higher Education LMS or Learning Platform

- **2018**

1. Best Higher Education LMS or Learning Platform
2. Best Instructional Solution in Other Curriculum Areas
3. Best Learning Relationship Management Solution

- **2019**

1. Best Virtual Learning Solution
2. Best Content Authoring Development or Curation Solution
3. Best Higher Education Learning Management Solution (LMS)

- **2020**

1. Best College and Career Readiness Solution
2. Best Cross-Curricular Solution
3. Best Virtual Learning Solution

## 10. Chapter & Lessons

uCertify brings these textbooks to life. It is full of interactive activities that keeps the learner engaged. uCertify brings all available learning resources for a topic in one place so that the learner can efficiently learn without going to multiple places. Challenge questions are also embedded in the chapters so learners can attempt those while they are learning about that particular topic. This helps them grasp the concepts better because they can go over it again right away which improves learning.

Learners can do Flashcards, Exercises, Quizzes and Labs related to each chapter. At the end of every lesson, uCertify courses guide the learners on the path they should follow.

### Syllabus

#### Chapter 1: Introduction

- Who This Course Is For?
- Why You Should Learn SQL if You Want to Be a Data Scientist?
- Conventions

#### Chapter 2: Data Sources

- Data Sources
- Tools for Connecting to Data Sources and Editing SQL
- Relational Databases



- Dimensional Data Warehouses
- Asking Questions About the Data Source
- Introduction to the Farmer's Market Database
- A Note on Machine Learning Dataset Terminology
- Exercises

### Chapter 3: The SELECT Statement

- The SELECT Statement
- The Fundamental Syntax Structure of a SELECT Query
- Selecting Columns and Limiting the Number of Rows Returned
- The ORDER BY Clause: Sorting Results
- Introduction to Simple Inline Calculations
- More Inline Calculation Examples: Rounding
- More Inline Calculation Examples: Concatenating Strings
- Evaluating Query Output
- SELECT Statement Summary
- Exercises Using the Included Database

### Chapter 4: The WHERE Clause

- The WHERE Clause
- Filtering SELECT Statement Results
- Filtering on Multiple Conditions
- Multi-Column Conditional Filtering
- More Ways to Filter
- Filtering Using Subqueries
- Exercises Using the Included Database

## Chapter 5: CASE Statements

- CASE Statement Syntax
- Creating Binary Flags Using CASE
- Grouping or Binning Continuous Values Using CASE
- Categorical Encoding Using CASE
- CASE Statement Summary
- Exercises Using the Included Database

## Chapter 6: SQL JOINS

- Database Relationships and SQL JOINS

- A Common Pitfall when Filtering Joined Data
- JOINS with More than Two Tables
- Exercises Using the Included Database

## Chapter 7: Aggregating Results for Analysis

- GROUP BY Syntax
- Displaying Group Summaries
- Performing Calculations Inside Aggregate Functions
- MIN and MAX
- COUNT and COUNT DISTINCT
- Average
- Filtering with HAVING
- CASE Statements Inside Aggregate Functions
- Exercises Using the Included Database

## Chapter 8: Window Functions and Subqueries

- ROW NUMBER
- RANK and DENSE RANK
- NTILE

- Aggregate Window Functions
- LAG and LEAD
- Exercises Using the Included Database

## Chapter 9: Date and Time Functions

- Setting datetime Field Values
- EXTRACT and DATE\_PART
- DATE\_ADD and DATE\_SUB
- DATEDIFF
- TIMESTAMPDIFF
- Date Functions in Aggregate Summaries and Window Functions
- Exercises

## Chapter 10: Exploratory Data Analysis with SQL

- Demonstrating Exploratory Data Analysis with SQL
- Exploring the Products Table
- Exploring Possible Column Values
- Exploring Changes Over Time

- Exploring Multiple Tables Simultaneously
- Exploring Inventory vs. Sales
- Exercises

## Chapter 11: Building SQL Datasets for Analytical Reporting

- Thinking Through Analytical Dataset Requirements
- Using Custom Analytical Datasets in SQL: CTEs and Views
- Taking SQL Reporting Further
- Exercises

## Chapter 12: More Advanced Query Structures

- UNIONs
- Self-Join to Determine To-Date Maximum
- Counting New vs. Returning Customers by Week
- Summary
- Exercises

## Chapter 13: Creating Machine Learning Datasets Using SQL

- Datasets for Time Series Models

- Datasets for Binary Classification
- Taking Things to the Next Level
- Exercises

## Chapter 14: Analytical Dataset Development Examples

- What Factors Correlate with Fresh Produce Sales?
- How Do Sales Vary by Customer Zip Code, Market Distance, and Demographic Data?
- How Does Product Price Distribution Affect Market Sales?

## Chapter 15: Storing and Modifying Data

- Storing SQL Datasets as Tables and Views
- Adding a Timestamp Column
- Inserting Rows and Updating Values in Database Tables
- Using SQL Inside Scripts
- In Closing
- Exercises

## 11. Practice Test

## Here's what you get

**57**

PRE-ASSESSMENTS QUESTIONS

**57**

POST-ASSESSMENTS QUESTIONS

## Features

Each question comes with detailed remediation explaining not only why an answer option is correct but also why it is incorrect.

### Unlimited Practice

Each test can be taken unlimited number of times until the learner feels they are prepared. Learner can review the test and read detailed remediation. Detailed test history is also available.

Each test set comes with learn, test and review modes. In learn mode, learners will attempt a question and will get immediate feedback and complete remediation as they move on to the next question. In test mode, learners can take a timed test simulating the actual exam conditions. In review mode, learners can read through one item at a time without attempting it.

## 12. Live Labs

The benefits of live-labs are:

- Exam based practical tasks
- Real equipment, absolutely no simulations
- Access to the latest industry technologies
- Available anytime, anywhere on any device
- Break and Reset functionality

- No hardware costs

## Lab Tasks

### The SELECT Statement

- Retrieving Data from Employee Department
- Listing Materials
- Analysing Total amount Paid By Customers'
- Concatenating the First and Last Names

### The WHERE Clause

- Getting Details of Employees Residing in the US
- Retrieving details of Sellers Whose Name Starts with Kick
- Checking the Functionality of TRIM() Function
- Retrieving Data of Employees Lived in the US and Canada
- Analyzing the Man Power in a Company

### CASE Statements

- Grading Employees Punctuality
- Checking the Availability of Items Used in Production

### SQL JOINS

- Getting Detailed View for Analyzing Population
- Updating Post Office Databases
- Getting Employees History

### Aggregating Results for Analysis

- Using the GROUP BY Keyword



- Getting the Sum of Number of Items
- Adding Unit Price
- Retrieving the Minimum and Maximum Price of the Commodity
- Retrieving Unique Places
- Analyzing the Items on the Basis of Price Category

### **Window Functions and Subqueries**

- Finding the Most Populated Territory
- Analyzing the Demography of Most Populated Territory
- Retrieving Pay Frequency
- Correcting the Entries of Database

### **Exploratory Data Analysis with SQL**

- Analyzing Country Codes

### **Building SQL Datasets for Analytical Reporting**

- Creating a Personalized Alias of a Query
- Creating a View

### **More Advanced Query Structures**

- Analyzing Gender Ratio Inside a Company
- Finding Overlap Records

### **Creating Machine Learning Datasets Using SQL**

- Retrieving Full Names


### **Analytical Dataset Development Examples**

- Finding Last Names

### **Storing and Modifying Data**

- Using the DROP Command
- Updating a Record

## Here's what you get




## 13. Post-Assessment


After completion of the uCertify course Post-Assessments are given to students and often used in conjunction with a Pre-Assessment to measure their achievement and the effectiveness of the exam.

GET IN TOUCH:

 3187 Independence Drive  
Livermore, CA 94551,  
United States

 +1-415-763-6300

 support@ucertify.com

 www.ucertify.com