

uCertify

Course Outline

IT Specialist HTML5 Application Development



06 Aug 2024

1. Course Objective
2. Pre-Assessment
3. Exercises, Quizzes, Flashcards & Glossary
Number of Questions
4. Expert Instructor-Led Training
5. ADA Compliant & JAWS Compatible Platform
6. State of the Art Educator Tools
7. Award Winning Learning Platform (LMS)
8. Chapter & Lessons

Syllabus

Chapter 1: Introduction

Chapter 2: HTML Basics

Chapter 3: Media

Chapter 4: Working with HTML Forms

Chapter 5: Core CSS Concepts

Chapter 6: CSS and UI Content

Chapter 7: Graphics

Chapter 8: Code by using JavaScript

Chapter 9: Animation with JavaScript and Data

Chapter 10: APIs and Operating System Resources

Chapter 11: Manage the Application Life Cycle

Chapter 12: Appendix A

Videos and How To

9. Practice Test

Here's what you get

Features

10. Live labs

Lab Tasks

Here's what you get

11. Post-Assessment

1. Course Objective

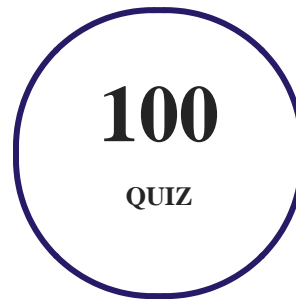
Gain hands-on experience in HTML5 with uCertify's course IT Specialist HTML5 Application Development. The course contains interactive lessons, practice tests, knowledge checks, quizzes, flashcards, glossaries, and live labs to comprehensively cover the ITSPC exam objectives. It equips the candidates with all the skills required to pass the ITSPC HTML5 Application Development exam.

2. Pre-Assessment

Pre-Assessment lets you identify the areas for improvement before you start your prep. It determines what students know about a topic before it is taught and identifies areas for improvement with question assessment before beginning the course.


3. Quiz

Quizzes test your knowledge on the topics of the exam when you go through the course material. There is no limit to the number of times you can attempt it.



4. flashcards

Flashcards are effective memory-aiding tools that help you learn complex topics easily. The flashcard will help you in memorizing definitions, terminologies, key concepts, and more. There is no limit to the number of times learners can attempt these. Flashcards help master the key concepts.



5. Glossary of terms

uCertify provides detailed explanations of concepts relevant to the course through Glossary. It contains a list of frequently used terminologies along with its detailed explanation. Glossary defines the key terms.



6. Expert Instructor-Led Training

uCertify uses the content from the finest publishers and only the IT industry's finest instructors. They have a minimum of 15 years real-world experience and are subject matter experts in their fields. Unlike a live class, you can study at your own pace. This creates a personal learning experience and gives you all the benefit of hands-on training with the flexibility of doing it around your schedule 24/7.

7. ADA Compliant & JAWS Compatible Platform

uCertify course and labs are ADA (Americans with Disability Act) compliant. It is now more accessible to students with features such as:

- Change the font, size, and color of the content of the course
- Text-to-speech, reads the text into spoken words
- Interactive videos, how-tos videos come with transcripts and voice-over
- Interactive transcripts, each word is clickable. Students can clip a specific part of the video by clicking on a word or a portion of the text.

JAWS (Job Access with Speech) is a computer screen reader program for Microsoft Windows that reads the screen either with a text-to-speech output or by a Refreshable Braille display. Student can easily navigate uCertify course using JAWS shortcut keys.

8. State of the Art Educator Tools

uCertify knows the importance of instructors and provide tools to help them do their job effectively. Instructors are able to clone and customize course. Do ability grouping. Create sections. Design grade scale and grade formula. Create and schedule assessments. Educators can also move a student from self-paced to mentor-guided to instructor-led mode in three clicks.

9. Award Winning Learning Platform (LMS)

uCertify has developed an award winning, highly interactive yet simple to use platform. The SIIA CODiE Awards is the only peer-reviewed program to showcase business and education technology's finest products and services. Since 1986, thousands of products, services and solutions have been recognized for achieving excellence. uCertify has won CODiE awards consecutively for last 7 years:

- **2014**
 1. Best Postsecondary Learning Solution
- **2015**
 1. Best Education Solution

2. Best Virtual Learning Solution
3. Best Student Assessment Solution
4. Best Postsecondary Learning Solution
5. Best Career and Workforce Readiness Solution
6. Best Instructional Solution in Other Curriculum Areas
7. Best Corporate Learning/Workforce Development Solution

- **2016**

1. Best Virtual Learning Solution
2. Best Education Cloud-based Solution
3. Best College and Career Readiness Solution
4. Best Corporate / Workforce Learning Solution
5. Best Postsecondary Learning Content Solution
6. Best Postsecondary LMS or Learning Platform
7. Best Learning Relationship Management Solution

- **2017**

1. Best Overall Education Solution
2. Best Student Assessment Solution
3. Best Corporate/Workforce Learning Solution
4. Best Higher Education LMS or Learning Platform

- **2018**

1. Best Higher Education LMS or Learning Platform
2. Best Instructional Solution in Other Curriculum Areas
3. Best Learning Relationship Management Solution

- **2019**

1. Best Virtual Learning Solution
2. Best Content Authoring Development or Curation Solution
3. Best Higher Education Learning Management Solution (LMS)

- **2020**

1. Best College and Career Readiness Solution
2. Best Cross-Curricular Solution
3. Best Virtual Learning Solution

10. Chapter & Lessons

uCertify brings these textbooks to life. It is full of interactive activities that keeps the learner engaged. uCertify brings all available learning resources for a topic in one place so that the learner can efficiently learn without going to multiple places. Challenge questions are also embedded in the chapters so learners can attempt those while they are learning about that particular topic. This helps them grasp the concepts better because they can go over it again right away which improves learning.

Learners can do Flashcards, Exercises, Quizzes and Labs related to each chapter. At the end of every lesson, uCertify courses guide the learners on the path they should follow.

Syllabus

Chapter 1: Introduction

- How to Study for the 98-375 Exam
- Details of the 98-375 Exam

Chapter 2: HTML Basics

- Basic Tenets
- Hyperlinks
- Formatting Elements
- What's New in HTML5?

- Organize Content
- Semantic HTML
- Summary

Chapter 3: Media

- Add and Configure Images
- Canvas and Scalable Vector Graphics
- Media in HTML5
- Summary

Chapter 4: Working with HTML Forms

- Forms
- Data Validation
- Summary

Chapter 5: Core CSS Concepts

- Purpose and Benefits
- What's New in CSS3?
- CSS Syntax

- Including Style Sheet in a Page
- Inheritance and Overrides
- Content Flow
- The Float Property
- The Overlapping Elements
- The Position Property
- The Overflow Property
- Summary

Chapter 6: CSS and UI Content

- User Interface
- Regions
- Summary

Chapter 7: Graphics

- CSS and Graphics
- Summary

Chapter 8: Code by using JavaScript

- JavaScript Introduction
- Update the UI with JavaScript
- Summary

Chapter 9: Animation with JavaScript and Data

- Animations with JavaScript
- JavaScript and Data
- Summary

Chapter 10: APIs and Operating System Resources

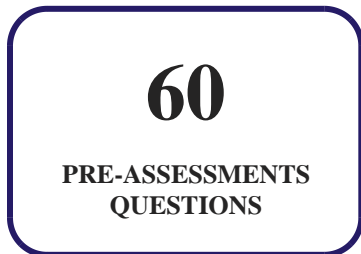
- Touch Interfaces and APIs
- Device and Operating System Resources
- Summary

Chapter 11: Manage the Application Life Cycle

- Platform Fundamentals
- Manage Application States
- Debug and Test Touch-Based Apps
- Summary

11. Practice Test

Here's what you get



Features

Each question comes with detailed remediation explaining not only why an answer option is correct but also why it is incorrect.

Unlimited Practice

Each test can be taken unlimited number of times until the learner feels they are prepared. Learner can review the test and read detailed remediation. Detailed test history is also available.

Each test set comes with learn, test and review modes. In learn mode, learners will attempt a question and will get immediate feedback and complete remediation as they move on to the next question. In test mode, learners can take a timed test simulating the actual exam conditions. In review mode, learners can read through one item at a time without attempting it.

12. Live Labs

The benefits of live-labs are:

- Exam based practical tasks
- Real equipment, absolutely no simulations
- Access to the latest industry technologies
- Available anytime, anywhere on any device
- Break and Reset functionality
- No hardware costs

Lab Tasks

HTML Basics

- Creating a Basic HTML Page
- Using Paragraphs and Headings in HTML
- Creating Hyperlinks
- Formatting Text in HTML
- Using the Mark, Meter, and Progress Tags
- Organizing Content in HTML Part 1
- Organizing Content in HTML
- Using the Section Tag
- Using the Article Tag
- Using the Aside and Hr Tags
- Using the Nav Tag
- Using the Header and Footer Tags

Media

- Using the Image Tag
- Using Figures and Captions in HTML
- Using the Canvas Tag

- Using the Canvas Stroke
- Implementing the SVG Format
- Using the Video Tag

Working with HTML Forms

- Using the Input Tag
- Using the Types of Input Fields
- Using the Select Tag
- Implementing the Checkbox Input and Using the Textarea Tag
- Using the Required Attribute
- Using the Pattern Attribute

Core CSS Concepts

- Implementing Inline Styles
- Creating an Internal Style Sheet
- Implementing a Class
- Using CSS IDs
- Creating the External Style Sheet
- Importing CSS
- Implementing the Style Inheritance and Overriding
- Using Common Properties of the CSS3 User Interface
- Using Inline Flow vs. Block Flow in CSS and Float Properties
- Implementing CSS Overlapping and Positioning
- Using Positioned Floats
- Using Overflow Properties

CSS and UI Content

- Using Grid Layouts and Grid Templates
- Applying the Flowing Content through Containers Dynamically and Implementing Regions
- Implementing CSS Flexbox, Scaling, Ordering, and Arranging Content
- Implementing CSS Columns and Hyphenations

Graphics

- Drawing Graphics via Scripting Using the Canvas Element
- Implementing the CSS Canvas Rotate Method
- Using Nested Div Elements
- Implementing SVG Filter Effects
- Implementing Graphical Effects
- Creating Rounded Corners and Shadows Using CSS
- Using the Web Open Font Format
- Implementing Transparency and Gradient
- Implementing CSS Transitions
- Implementing Rotations
- Implementing Skews
- Creating CSS Animations

Code by using JavaScript

- Writing a Basic JavaScript Program
- Using Operators in JavaScript
- Using the if Statement
- Using the if-else Statement
- Using the switch Statement
- Using the for Loop
- Using the while Loop
- Using the do-while Loop
- Using the break Statement
- Using the continue Statement
- Using Function Expression Stored in a Variable
- Calling a Function
- Using jQuery and Other Third-Party Libraries
- Finding HTML Elements
- Using Events
- Using Events to Call a Function
- Updating Content Using Event Handling

- Dynamically Adding Elements to Pages
- Using JavaScript for Animations
- Showing and Hiding Elements
- Using the insertBefore() Method to Add Elements

Animation with JavaScript and Data

- Using the setTimeout Method in Animations
- Using the setInterval Method in Animations
- Manipulating a Canvas
- Animating Image
- Sending and Receiving Data in HTML
- Transmitting and Parsing Complex Objects
- Using AppCache
- Using Data Types
- Using the Local Storage
- Loading and Saving Files
- Using the Form and Test Validations

APIs and Operating System Resources

- Using WebSocket
- Using Gestures and Responses
- Getting the Geolocation of a Device
- Using File API
- Using In-Memory Resources Methods
- Using the Local and Session Storage

Here's what you get




13. Post-Assessment


After completion of the uCertify course Post-Assessments are given to students and often used in conjunction with a Pre-Assessment to measure their achievement and the effectiveness of the exam.

GET IN TOUCH:

 3187 Independence Drive
Livermore, CA 94551,
United States

 +1-415-763-6300

 support@ucertify.com

 www.ucertify.com