

uCertify

Course Outline

Configuring Windows Server Hybrid Advanced Services (AZ-801)



24 Jul 2024

1. Course Objective
2. Pre-Assessment
3. Exercises, Quizzes, Flashcards & Glossary
Number of Questions
4. Expert Instructor-Led Training
5. ADA Compliant & JAWS Compatible Platform
6. State of the Art Educator Tools
7. Award Winning Learning Platform (LMS)
8. Chapter & Lessons
Syllabus
Chapter 1: Introduction
Chapter 2: Secure Windows Server on-premises and hybrid infrastructure
Chapter 3: Implement and manage Windows Server High Availability
Chapter 4: Implement disaster recovery
Chapter 5: Migrate servers and workloads
Chapter 6: Monitor and troubleshoot Windows Server environments
Videos and How To
9. Practice Test
Here's what you get
Features
10. Live labs
Lab Tasks
Here's what you get
11. Post-Assessment

1. Course Objective

Master the technical skills required to excel in the AZ-801 exam that measures your ability to secure Windows Server environments, implement high availability solutions, manage disaster recovery, migrate servers and workloads, and effectively monitor and troubleshoot Windows Server environments. The Configuring Windows Server Hybrid Advanced Services (AZ-801) course equips you with the knowledge and hands-on experience necessary to confidently tackle these critical tasks and succeed in managing Windows Server infrastructures. It contains interactive lessons, quizzes, and hands-on labs, providing you with a comprehensive learning experience.

2. Pre-Assessment

Pre-Assessment lets you identify the areas for improvement before you start your prep. It determines what students know about a topic before it is taught and identifies areas for improvement with question assessment before beginning the course.

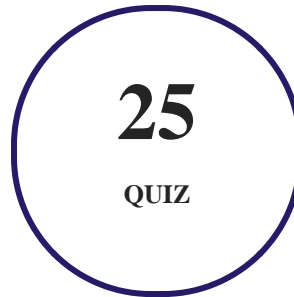
3. Exercises

There is no limit to the number of times learners can attempt these. Exercises come with detailed remediation, which ensures that learners are confident on the topic before proceeding.

230
EXERCISES

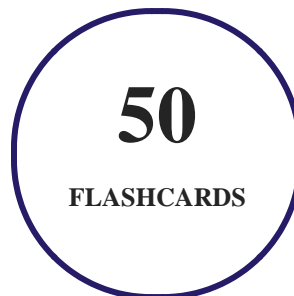
4. Quiz

Quizzes test your knowledge on the topics of the exam when you go through the course material. There is no limit to the number of times you can attempt it.



5. flashcards

Flashcards are effective memory-aiding tools that help you learn complex topics easily. The flashcard will help you in memorizing definitions, terminologies, key concepts, and more. There is no limit to the number of times learners can attempt these. Flashcards help master the key concepts.



6. Glossary of terms

uCertify provides detailed explanations of concepts relevant to the course through Glossary. It contains a list of frequently used terminologies along with its detailed explanation. Glossary defines the key terms.



7. Expert Instructor-Led Training

uCertify uses the content from the finest publishers and only the IT industry's finest instructors. They have a minimum of 15 years real-world experience and are subject matter experts in their fields. Unlike a live class, you can study at your own pace. This creates a personal learning experience and gives you all the benefit of hands-on training with the flexibility of doing it around your schedule 24/7.

8. ADA Compliant & JAWS Compatible Platform

uCertify course and labs are ADA (Americans with Disability Act) compliant. It is now more accessible to students with features such as:

- Change the font, size, and color of the content of the course
- Text-to-speech, reads the text into spoken words
- Interactive videos, how-tos videos come with transcripts and voice-over
- Interactive transcripts, each word is clickable. Students can clip a specific part of the video by clicking on a word or a portion of the text.

JAWS (Job Access with Speech) is a computer screen reader program for Microsoft Windows that reads the screen either with a text-to-speech output or by a Refreshable Braille display. Student can easily navigate uCertify course using JAWS shortcut keys.

9. State of the Art Educator Tools

uCertify knows the importance of instructors and provide tools to help them do their job effectively. Instructors are able to clone and customize course. Do ability grouping. Create sections. Design grade scale and grade formula. Create and schedule assessments. Educators can also move a student from self-paced to mentor-guided to instructor-led mode in three clicks.

10. Award Winning Learning Platform (LMS)

uCertify has developed an award winning, highly interactive yet simple to use platform. The SIIA CODiE Awards is the only peer-reviewed program to showcase business and education technology's finest products and services. Since 1986, thousands of products, services and solutions have been

recognized for achieving excellence. uCertify has won CODiE awards consecutively for last 7 years:

- **2014**

1. Best Postsecondary Learning Solution

- **2015**

1. Best Education Solution
2. Best Virtual Learning Solution
3. Best Student Assessment Solution
4. Best Postsecondary Learning Solution
5. Best Career and Workforce Readiness Solution
6. Best Instructional Solution in Other Curriculum Areas
7. Best Corporate Learning/Workforce Development Solution

- **2016**

1. Best Virtual Learning Solution
2. Best Education Cloud-based Solution
3. Best College and Career Readiness Solution
4. Best Corporate / Workforce Learning Solution
5. Best Postsecondary Learning Content Solution
6. Best Postsecondary LMS or Learning Platform
7. Best Learning Relationship Management Solution

- **2017**

1. Best Overall Education Solution
2. Best Student Assessment Solution
3. Best Corporate/Workforce Learning Solution
4. Best Higher Education LMS or Learning Platform

- **2018**

1. Best Higher Education LMS or Learning Platform

2. Best Instructional Solution in Other Curriculum Areas
3. Best Learning Relationship Management Solution

- **2019**

1. Best Virtual Learning Solution
2. Best Content Authoring Development or Curation Solution
3. Best Higher Education Learning Management Solution (LMS)

- **2020**

1. Best College and Career Readiness Solution
2. Best Cross-Curricular Solution
3. Best Virtual Learning Solution

11. Chapter & Lessons

uCertify brings these textbooks to life. It is full of interactive activities that keeps the learner engaged. uCertify brings all available learning resources for a topic in one place so that the learner can efficiently learn without going to multiple places. Challenge questions are also embedded in the chapters so learners can attempt those while they are learning about that particular topic. This helps them grasp the concepts better because they can go over it again right away which improves learning.

Learners can do Flashcards, Exercises, Quizzes and Labs related to each chapter. At the end of every lesson, uCertify courses guide the learners on the path they should follow.

Syllabus

Chapter 1: Introduction

- Organization of this course

Chapter 2: Secure Windows Server on-premises and hybrid infrastructure

- Skill 1.1: Secure Windows Server operating system
- Skill 1.2: Secure a hybrid Active Directory infrastructure
- Skill 1.3: Identify and remediate Windows Server security issues by using Azure services
- Skill 1.4: Secure Windows Server networking
- Skill 1.5: Secure Windows Server storage
- Lesson summary
- Thought experiment

Chapter 3: Implement and manage Windows Server High Availability

- Skill 2.1: Implement a Windows Server failover cluster
- Skill 2.2: Manage failover clustering
- Skill 2.3: Implement and manage Storage Spaces Direct
- Lesson summary
- Thought experiment

Chapter 4: Implement disaster recovery

- Skill 3.1: Manage backup and recovery for Windows Server
- Skill 3.2: Implement disaster recovery by using Azure Site Recovery
- Skill 3.3: Protect virtual machines by using Hyper-V Replica

- Lesson summary
- Thought experiment

Chapter 5: Migrate servers and workloads

- Skill 4.1: Migrate on-premises storage to on-premises servers or Azure
- Skill 4.2: Migrate on-premises servers to Azure
- Skill 4.3: Migrate workloads from previous versions to Windows Server 2022
- Skill 4.4: Migrate IIS workloads to Azure
- Skill 4.5: Migrate an AD DS infrastructure to Windows Server 2022 AD DS
- Lesson summary
- Thought experiment

Chapter 6: Monitor and troubleshoot Windows Server environments

- Skill 5.1: Monitor Windows Server by using Windows Server tools and Azure services
- Skill 5.2: Troubleshoot Windows Server on-premises and hybrid networking
- Skill 5.3: Troubleshoot Windows Server virtual machines in Azure
- Skill 5.4: Troubleshoot Active Directory
- Lesson summary

- Thought experiment

12. Practice Test

Here's what you get

50
PRE-ASSESSMENTS
QUESTIONS

2
FULL LENGTH TESTS

50
POST-ASSESSMENTS
QUESTIONS

Features

Each question comes with detailed remediation explaining not only why an answer option is correct but also why it is incorrect.

Unlimited Practice

Each test can be taken unlimited number of times until the learner feels they are prepared. Learner can review the test and read detailed remediation. Detailed test history is also available.

Each test set comes with learn, test and review modes. In learn mode, learners will attempt a question and will get immediate feedback and complete remediation as they move on to the next question. In test mode, learners can take a timed test simulating the actual exam conditions. In review mode, learners can read through one item at a time without attempting it.

13. Live Labs

The benefits of live-labs are:

- Exam based practical tasks
- Real equipment, absolutely no simulations
- Access to the latest industry technologies
- Available anytime, anywhere on any device
- Break and Reset functionality
- No hardware costs

Lab Tasks

Secure Windows Server on-premises and hybrid infrastructure

- Creating a Group Policy Object Using the GPMC
- Creating Active Directory Objects
- Promoting a Domain Controller
- Installing AD DS using PowerShell
- Creating an RODC Server
- Moving Active Directory Objects
- Joining a Computer to an Active Directory Domain
- Installing a WSUS Server

Implement disaster recovery

- Creating and Managing Azure File Shares
- Configuring Azure Backup

Migrate servers and workloads

- Creating an Azure VM
- Installing the DHCP Server

Monitor and troubleshoot Windows Server environments

- Creating an Event Log View
- Creating a Filter in Event Log
- Monitoring Windows Server By Using Performance Monitor
- Creating a Data Collector Set
- Changing the Default Tombstone Lifetime

Here's what you get

17

LIVE LABS

17

VIDEO TUTORIALS

22


MINUTES

14. Post-Assessment


After completion of the uCertify course Post-Assessments are given to students and often used in conjunction with a Pre-Assessment to measure their achievement and the effectiveness of the exam.

GET IN TOUCH:

 3187 Independence Drive
Livermore, CA 94551,
United States

 +1-415-763-6300

 support@ucertify.com

 www.ucertify.com