

uCertify

Course Outline

LPIC-1 Linux Administrator - Exam 102



13 Nov 2024

1. Course Objective
2. Pre-Assessment
3. Exercises, Quizzes, Flashcards & Glossary
Number of Questions
4. Expert Instructor-Led Training
5. ADA Compliant & JAWS Compatible Platform
6. State of the Art Educator Tools
7. Award Winning Learning Platform (LMS)
8. Chapter & Lessons
Syllabus
Chapter 1: Introduction
Chapter 2: Shells and Shell Scripting
Chapter 3: User Interfaces and Desktops
Chapter 4: Administrative Tasks
Chapter 5: Essential System Services
Chapter 6: Networking Fundamentals
Chapter 7: Security
Videos and How To
9. Practice Test
Here's what you get
Features
10. Live labs
Lab Tasks
Here's what you get
11. Post-Assessment

1. Course Objective

The LPIC-1 Linux Administrator - Exam 102 course provides in-depth coverage of the objectives for the 102 exam required for the Linux Professional Institute LPIC-1 certification. Develop expertise in core Linux system administration tasks such as managing user accounts, file systems, logical volumes, kernel services, and boot procedures. Learn advanced storage management, Linux networking fundamentals, system maintenance best practices, and troubleshooting techniques.

2. Pre-Assessment

Pre-Assessment lets you identify the areas for improvement before you start your prep. It determines what students know about a topic before it is taught and identifies areas for improvement with question assessment before beginning the course.

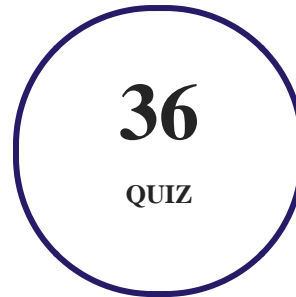
3. Exercises

There is no limit to the number of times learners can attempt these. Exercises come with detailed remediation, which ensures that learners are confident on the topic before proceeding.

170
EXERCISES

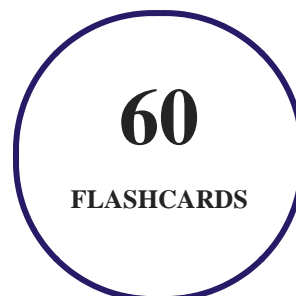
4. Quiz

Quizzes test your knowledge on the topics of the exam when you go through the course material. There is no limit to the number of times you can attempt it.



5. flashcards

Flashcards are effective memory-aiding tools that help you learn complex topics easily. The flashcard will help you in memorizing definitions, terminologies, key concepts, and more. There is no limit to the number of times learners can attempt these. Flashcards help master the key concepts.



6. Glossary of terms

uCertify provides detailed explanations of concepts relevant to the course through Glossary. It contains a list of frequently used terminologies along with its detailed explanation. Glossary defines the key terms.



7. Expert Instructor-Led Training

uCertify uses the content from the finest publishers and only the IT industry's finest instructors. They have a minimum of 15 years real-world experience and are subject matter experts in their fields. Unlike a live class, you can study at your own pace. This creates a personal learning experience and gives you all the benefit of hands-on training with the flexibility of doing it around your schedule 24/7.

8. ADA Compliant & JAWS Compatible Platform

uCertify course and labs are ADA (Americans with Disability Act) compliant. It is now more accessible to students with features such as:

- Change the font, size, and color of the content of the course
- Text-to-speech, reads the text into spoken words
- Interactive videos, how-tos videos come with transcripts and voice-over
- Interactive transcripts, each word is clickable. Students can clip a specific part of the video by clicking on a word or a portion of the text.

JAWS (Job Access with Speech) is a computer screen reader program for Microsoft Windows that reads the screen either with a text-to-speech output or by a Refreshable Braille display. Student can easily navigate uCertify course using JAWS shortcut keys.

9. State of the Art Educator Tools

uCertify knows the importance of instructors and provide tools to help them do their job effectively. Instructors are able to clone and customize course. Do ability grouping. Create sections. Design grade scale and grade formula. Create and schedule assessments. Educators can also move a student from self-paced to mentor-guided to instructor-led mode in three clicks.

10. Award Winning Learning Platform (LMS)

uCertify has developed an award winning, highly interactive yet simple to use platform. The SIIA CODiE Awards is the only peer-reviewed program to showcase business and education technology's finest products and services. Since 1986, thousands of products, services and solutions have been

recognized for achieving excellence. uCertify has won CODiE awards consecutively for last 7 years:

- **2014**

1. Best Postsecondary Learning Solution

- **2015**

1. Best Education Solution
2. Best Virtual Learning Solution
3. Best Student Assessment Solution
4. Best Postsecondary Learning Solution
5. Best Career and Workforce Readiness Solution
6. Best Instructional Solution in Other Curriculum Areas
7. Best Corporate Learning/Workforce Development Solution

- **2016**

1. Best Virtual Learning Solution
2. Best Education Cloud-based Solution
3. Best College and Career Readiness Solution
4. Best Corporate / Workforce Learning Solution
5. Best Postsecondary Learning Content Solution
6. Best Postsecondary LMS or Learning Platform
7. Best Learning Relationship Management Solution

- **2017**

1. Best Overall Education Solution
2. Best Student Assessment Solution
3. Best Corporate/Workforce Learning Solution
4. Best Higher Education LMS or Learning Platform

- **2018**

1. Best Higher Education LMS or Learning Platform

2. Best Instructional Solution in Other Curriculum Areas
3. Best Learning Relationship Management Solution

- **2019**

1. Best Virtual Learning Solution
2. Best Content Authoring Development or Curation Solution
3. Best Higher Education Learning Management Solution (LMS)

- **2020**

1. Best College and Career Readiness Solution
2. Best Cross-Curricular Solution
3. Best Virtual Learning Solution

11. Chapter & Lessons

uCertify brings these textbooks to life. It is full of interactive activities that keeps the learner engaged. uCertify brings all available learning resources for a topic in one place so that the learner can efficiently learn without going to multiple places. Challenge questions are also embedded in the chapters so learners can attempt those while they are learning about that particular topic. This helps them grasp the concepts better because they can go over it again right away which improves learning.

Learners can do Flashcards, Exercises, Quizzes and Labs related to each chapter. At the end of every lesson, uCertify courses guide the learners on the path they should follow.

Syllabus

Chapter 1: Introduction

- Why Become Linux Certified?
- Who Should Buy This Course
- About Vendor

- Retake Policy
- How This Course Is Organized
- The Exam Objectives
- Exam 102-500 Objectives

Chapter 2: Shells and Shell Scripting

- Customize and use the shell environment
- Customize or write simple scripts

Chapter 3: User Interfaces and Desktops

- Install and configure X11
- Graphical Desktops
- Accessibility

Chapter 4: Administrative Tasks

- Manage user and group accounts and related system files
- Automate system administration tasks by scheduling jobs
- Localisation and internationalisation

Chapter 5: Essential System Services

- Maintain system time
- System logging
- Mail Transfer Agent (MTA) basics
- Manage printers and printing

Chapter 6: Networking Fundamentals

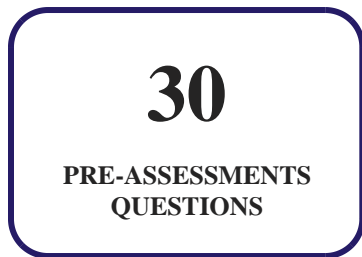
- Fundamentals of internet protocols
- Persistent network configuration
- Basic network troubleshooting
- Configure client side DNS

Chapter 7: Security

- Perform security administration tasks
- Setup host security
- Securing data with encryption

12. Practice Test

Here's what you get



Features

Each question comes with detailed remediation explaining not only why an answer option is correct but also why it is incorrect.

Unlimited Practice

Each test can be taken unlimited number of times until the learner feels they are prepared. Learner can review the test and read detailed remediation. Detailed test history is also available.

Each test set comes with learn, test and review modes. In learn mode, learners will attempt a question and will get immediate feedback and complete remediation as they move on to the next question. In test mode, learners can take a timed test simulating the actual exam conditions. In review mode, learners can read through one item at a time without attempting it.

13. Live Labs

The benefits of live-labs are:

- Exam based practical tasks
- Real equipment, absolutely no simulations
- Access to the latest industry technologies
- Available anytime, anywhere on any device
- Break and Reset functionality

- No hardware costs

Lab Tasks

Shells and Shell Scripting

- Creating a Bash Script to View the Software Packaging Format
- Creating Aliases

User Interfaces and Desktops

- Checking a Display Server

Administrative Tasks

- Managing Password Expiry Information
- Locking and Unlocking an Account
- Reviewing Account Settings
- Managing Users and Groups
- Adding, Modifying, and Deleting Groups and Users
- Using the at command to Manage Jobs
- Creating a cron Job
- Viewing the System Locale Settings

Essential System Services

- Maintaining the System Time
- Using NTP and NTPQ Utilities
- Setting the System Time
- Configuring chrony
- Querying the Journal Content

Networking Fundamentals

- Viewing the Routing Table
- Tracing Routes
- Configuring a Network on CentOS
- Using the dig Command to Look Up DNS Records
- Using the host Command to Retrieve Information About the Domain
- Obtaining Network Information

Security

- Using the nmap and netstat Utilities
- Discovering Open Ports
- Finding TCP Network Services
- Using GPG

Here's what you get

26

LIVE LABS

26

VIDEO TUTORIALS

23

MINUTES

14. Post-Assessment

After completion of the uCertify course Post-Assessments are given to students and often used in conjunction with a Pre-Assessment to measure their achievement and the effectiveness of the exam.

You can't stay away! Get
in touch with our team to
www.uCertify.com
know how we can work